

**BAMBERG COUNTY MONTH-END FINANCIAL REPORT- DECEMBER 2015
PREPARED FOR COUNTY COUNCIL MEETING OF FEBRUARY 1, 2016
FINANCIAL HIGHLIGHTS**

GENERAL FUND

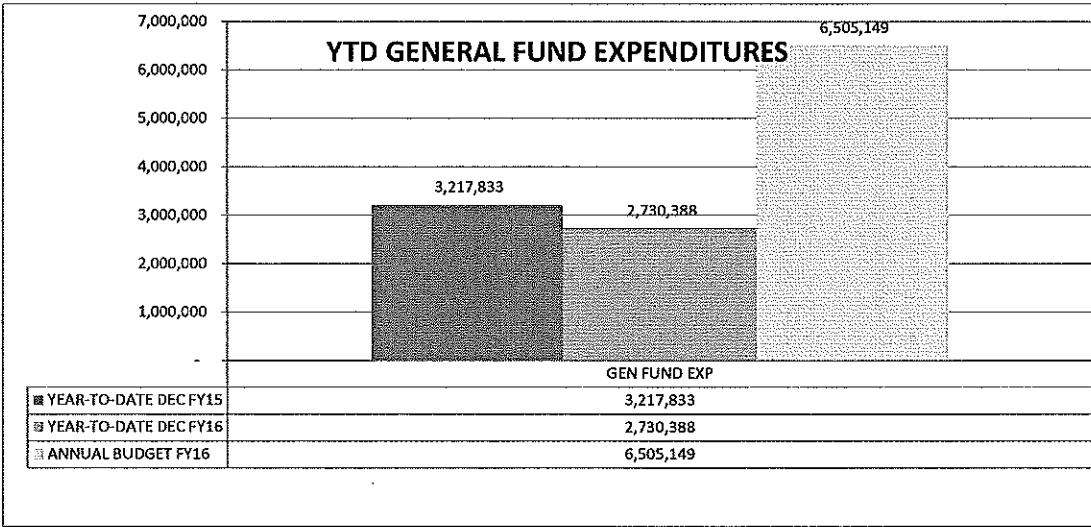
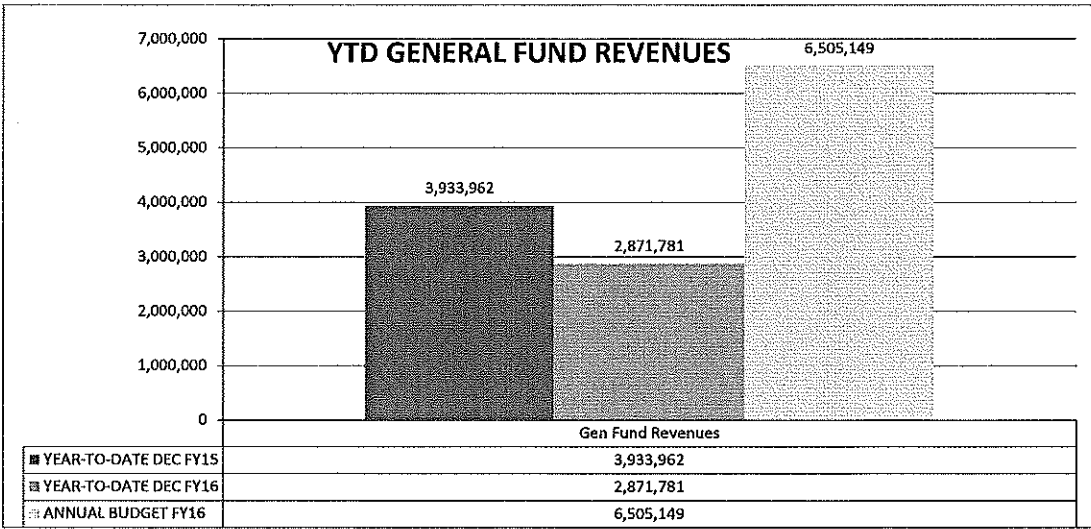
- Total budgeted revenues for FY16 are \$6,505,149 and the actual revenues collected through December are \$2,871,781 representing 44% of the budgeted amount.
- General Fund Departments have collectively spent 42% of their budget at \$2,730,388 YTD, with the revenues exceeding expenditures by \$141,393.

SPECIAL REVENUE FUNDS: E911/EMERGENCY MANAGEMENT, ROAD MAINTENANCE, RURAL FIRE SERVICE

- Overall, revenues in these 3 funds through December are \$454,318 representing 40% of the budgeted amount of \$1,132,378.
- On the expenditure side all three of these departments have been operating within budget and have collectively spent \$329,047.


ENTERPRISE FUND: SOLID WASTE

- Budgeted revenues for Landfill/Solid Waste Department are \$1,215,479. Through December we have collected \$506,730 representing 41% of the annual budget.
- On the expenditures side department have spent November YTD a total of \$388,916 with salaries, solid waste and LADS contracts making of the bulk.
- Overall, county wide, all departments are operating within budget and within expected bounds.




SPECIAL REVENUE FUNDS REVENUE AND EXPENDITURE SUMMARY
FY15 AND FY16

REVENUES	YTD		BUDGET	
	DEC FY15	DEC FY16	DEC FY15	DEC FY16
E911	133,627	142,618	387,577	404,315
ROAD MAINTENANCE	154,410	152,250	404,315	404,315
RURAL FIRE	163,291	159,450	340,486	340,486
TOTAL	451,328	454,318	1,132,378	1,132,378

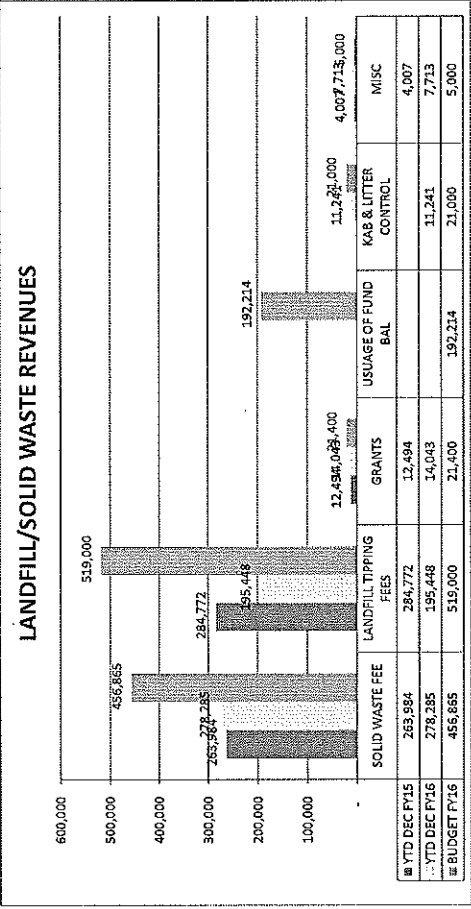


EXPENSES	YTD		BUDGET	
	DEC FY15	DEC FY16	DEC FY15	DEC FY16
E911	73,542	102,744	387,577	404,315
ROAD MAINTENANCE	172,055	139,830	404,315	404,315
RURAL FIRE	149,662	86,473	340,486	340,486
TOTAL	395,259	329,047	1,132,378	1,132,378



SOLID WASTE/LANDFILL REVENUE AND EXPENDITURE SUMMARY
FY15 AND FY16

	YTD DEC FY15	YTD DEC FY16	BUDGET FY16
REVENUES			
SOLID WASTE FEE	263,984	278,285	456,865
LANDFILL TIPPING FEES	284,772	195,448	519,000
GRANTS	12,494	14,043	21,400
USAGE OF FUND BAL		192,214	
KAB & LITTER CONTROL	4,007	11,241	21,000
MISC		7,713	5,000
TOTAL	565,257	506,730	1,215,479



692651

	YTD DEC FY15	YTD DEC FY16	BUDGET FY16
EXPENSES			
SALARIES & FRINGES	178,442	117,397	478,761
OPERATIONS	360	-	1,000
SUPPLIES	-	252	2,000
EQPT REPLACE	7,751	-	-
LANDFILL	70,178	19,411	70,000
GAS & FUEL	848	252	3,000
C&D CHIPPING	-	-	45,000
SOLID WASTE CONTRACT	242,653	163,917	356,000
LADS OPERATIONS	689	-	1,500
LADS CONTRACT	44,416	59,302	140,000
CAPITAL LEASE	-	12,919	47,388
KAB & LITTER CONTROL	-	9,282	35,820
ENGINEERING SVCS	-	6,184	35,000
TOTAL	545,357	388,916	1,215,479

