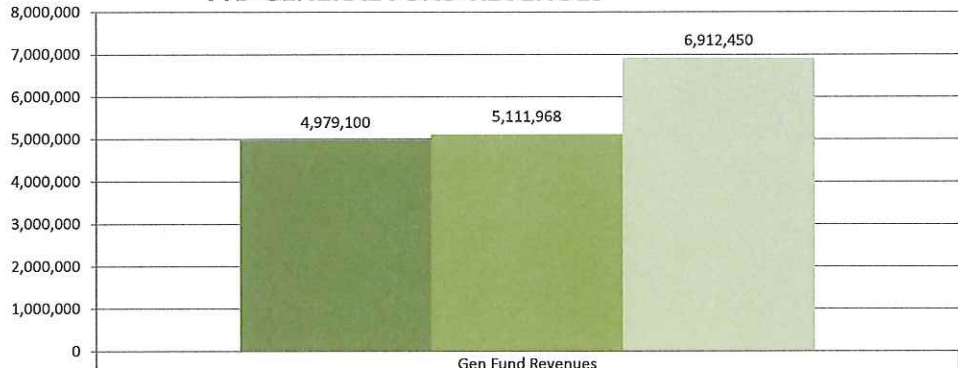
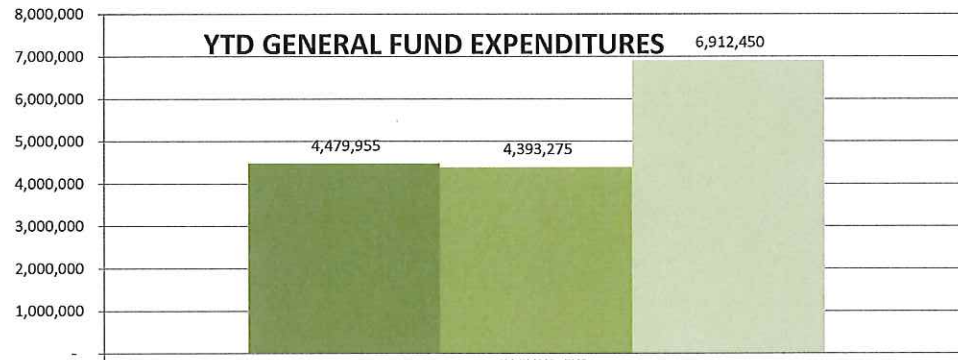


YTD GENERAL FUND REVENUES



| Gen Fund Revenues | |
|-----------------------|-----------|
| YEAR-TO-DATE FEB FY16 | 4,979,100 |
| YEAR-TO-DATE FEB FY17 | 5,111,968 |
| ANNUAL BUDGET FY17 | 6,912,450 |

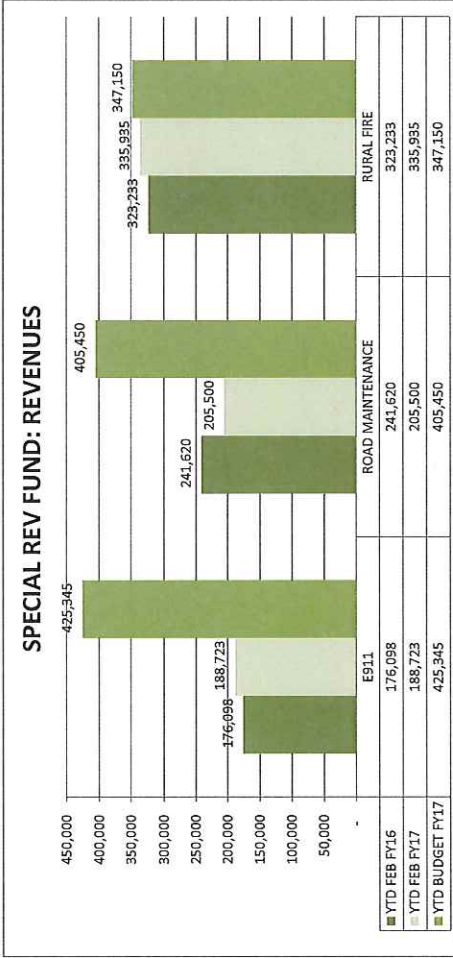
YTD GENERAL FUND EXPENDITURES



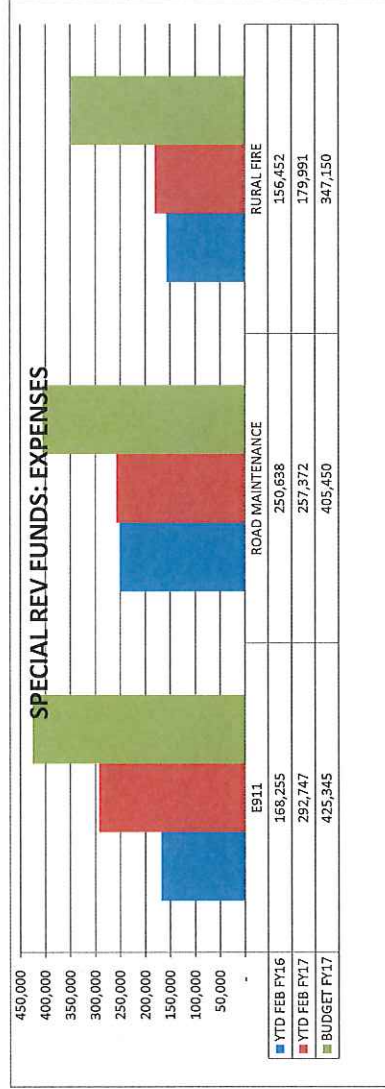
| GEN FUND EXP | |
|-----------------------|-----------|
| YEAR-TO-DATE FEB FY16 | 4,479,955 |
| YEAR-TO-DATE FEB FY17 | 4,393,275 |
| ANNUAL BUDGET FY17 | 6,912,450 |

SPECIAL REVENUE FUNDS REVENUE AND EXPENDITURE SUMMARY
FY16 AND FY17

| REVENUES | YTD FEB FY16 | YTD FEB FY17 | BUDGET FY17 |
|------------------|--------------|--------------|-------------|
| E911 | 176,098 | 188,723 | 425,345 |
| ROAD MAINTENANCE | 241,620 | 205,500 | 405,450 |
| RURAL FIRE | 323,233 | 335,995 | 347,150 |
| TOTAL | 740,951 | 730,158 | 1,177,945 |

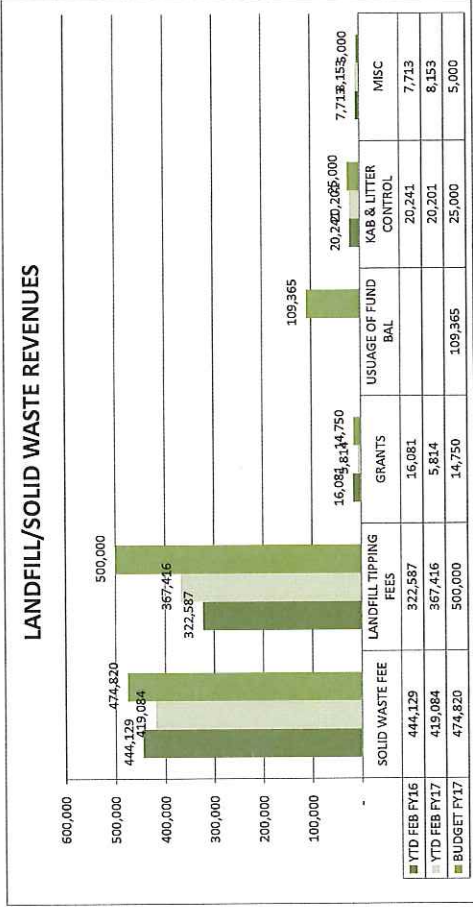


| EXPENSES | YTD FEB FY16 | YTD FEB FY17 | BUDGET FY17 |
|------------------|--------------|--------------|-------------|
| E911 | 168,255 | 292,747 | 425,345 |
| ROAD MAINTENANCE | 250,638 | 257,372 | 405,450 |
| RURAL FIRE | 156,452 | 179,991 | 347,150 |
| TOTAL | 575,345 | 730,110 | 1,177,945 |



SOLID WASTE/LANDFILL REVENUE AND EXPENDITURE SUMMARY
FY16 AND FY17

| | YTD FEB FY16 | YTD FEB FY17 | BUDGET FY17 |
|-----------------------|--------------------|--------------------|----------------|
| REVENUES | | | |
| SOLID WASTE FEE | 444,129 | 419,084 | 474,820 |
| LANDFILL TIPPING FEES | 322,587 | 367,416 | 500,000 |
| GRANTS | 16,081 | 5,814 | 14,750 |
| USAGE OF FUND BAL | 20,241 | 20,201 | 25,000 |
| KAB & LITTER CONTROL | 7,713 | 8,153 | 5,000 |
| TOTAL | 810,751 | 820,667 | 1,128,935 |



| | YTD FEB FY16 | YTD FEB FY17 | BUDGET FY17 |
|------------------------|--------------------|--------------------|----------------|
| EXPENSES | | | |
| SALARIES & FRINGES | 212,982 | 247,166 | 473,570 |
| OPERATIONS | 887 | 127 | 1,000 |
| SUPPLIES | 848 | 525 | 3,200 |
| EQPT REPLACE | - | - | 1,000 |
| LANDFILL | 35,341 | 26,528 | 50,000 |
| GAS & FUEL | 1,019 | 2,300 | 7,000 |
| C&D CHIPPING | 15,413 | - | - |
| SOLID WASTE CONTRACT | 248,538 | 248,551 | 356,000 |
| LADS OPERATIONS | 1,086 | 1,467 | 1,500 |
| LADS CONTRACT | 90,041 | 76,787 | 140,000 |
| CAPITAL LEASE | 20,670 | - | 8,375 |
| IT CONSULTING SVCS | - | 472 | 7,000 |
| LITTER CONTROL | - | 8,127 | 12,120 |
| KEEP AMERICA BEAUTIFUL | 16,741 | 34,896 | 33,170 |
| ENGINEERING SVCS | 20,144 | 25,521 | 35,000 |
| TOTAL | 663,710 | 672,468 | 1,128,935 |

